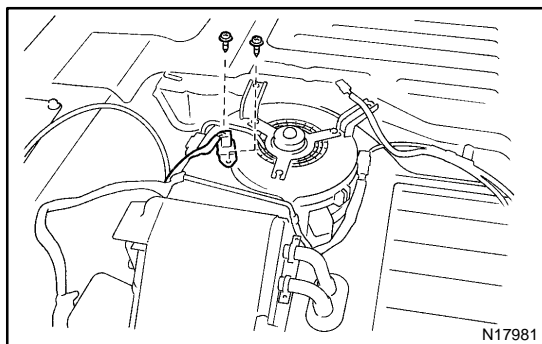
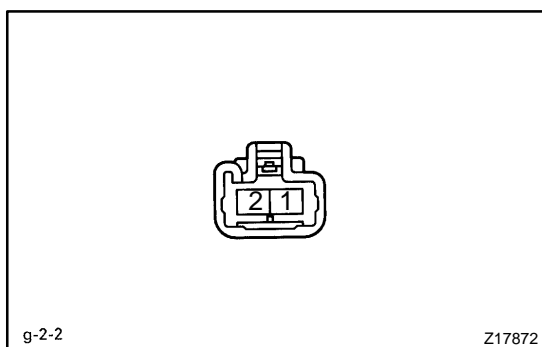


REAR BLOWER RESISTOR INSPECTION

1. REMOVE FRONT SEATS
2. SLIDE FLOOR CARPET BACKWARD



3. REMOVE BLOWER RESISTOR
 - (a) Disconnect the connector.
 - (b) Remove the 2 screws and blower resistor.

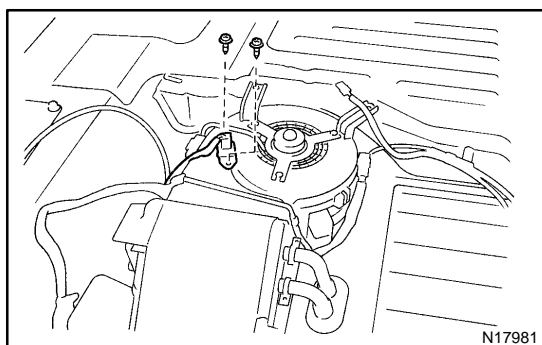


4. INSPECT BLOWER RESISTOR RESISTANCE

Measure resistance between terminals.

Standard resistance: $3.2 \pm 0.2 \Omega$

If resistance is not as specified, replace the blower resistor.



5. INSTALL BLOWER RESISTOR
 - (a) Install the blower resistor with the 2 screws.
 - (b) Connect the connector.
6. SLIDE FLOOR CARPET FORWARD
7. INSTALL FRONT SEATS